

1

2

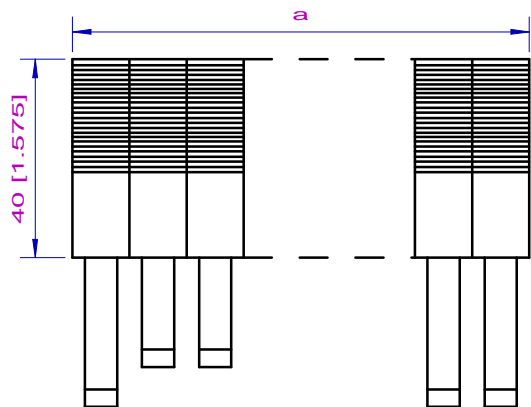
3

4

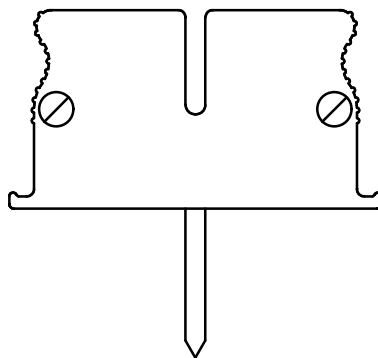
5

6

Side view



Front view

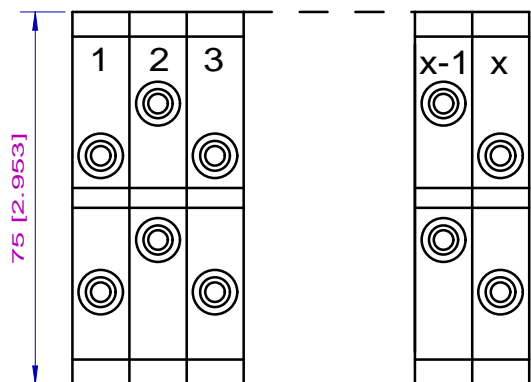


All dimensions in mm [inches]

$a = X * 11.5 [0.4528]$

X = number of poles

Top view



The reproduction, distribution and utilization of this document as well as the communication of its contents to others without explicit authorization is prohibited. Offenders will be held liable for the payment of damages. All rights reserved in the event of the grant of a patent, utility model or design.				Tolerances		Finish		Scale		Weight	
				Material							
A1	Number	07-04-05	Is	2005	Date	Name		ITS series 1002 Testplug Dimensions			
				Drawn	05-24	Isenberg					
				Chkd.							
				Appr.							
								Drawing No.		Sheet	
								1002.0201.en		1	
										of 1	
Rev.	Description	Date	Name								

